

Алматы (7273)495-231
 Ангарск (3955)60-70-56
 Архангельск (8182)63-90-72
 Астрахань (8512)99-46-04
 Барнаул (3852)73-04-60
 Белгород (4722)40-23-64
 Благовещенск (4162)22-76-07
 Брянск (4832)59-03-52
 Владивосток (423)249-28-31
 Владикавказ (8672)28-90-48
 Владимир (4922)49-43-18
 Волгоград (844)278-03-48
 Вологда (8172)26-41-59
 Воронеж (473)204-51-73
 Екатеринбург (343)384-55-89

Иваново (4932)77-34-06
 Ижевск (3412)26-03-58
 Иркутск (395)279-98-46
 Казань (843)206-01-48
 Калининград (4012)72-03-81
 Калуга (4842)92-23-67
 Кемерово (3842)65-04-62
 Киров (8332)68-02-04
 Коломна (4966)23-41-49
 Кострома (4942)77-07-48
 Краснодар (861)203-40-90
 Красноярск (391)204-63-61
 Курск (4712)77-13-04
 Курган (3522)50-90-47
 Липецк (4742)52-20-81

Магнитогорск (3519)55-03-13
 Москва (495)268-04-70
 Мурманск (8152)59-64-93
 Набережные Челны (8552)20-53-41
 Нижний Новгород (831)429-08-12
 Новокузнецк (3843)20-46-81
 Ноябрьск (3496)41-32-12
 Новосибирск (383)227-86-73
 Омск (3812)21-46-40
 Орел (4862)44-53-42
 Оренбург (3532)37-68-04
 Пенза (8412)22-31-16
 Петрозаводск (8142)55-98-37
 Псков (8112)59-10-37
 Пермь (342)205-81-47

Ростов-на-Дону (863)308-18-15
 Рязань (4912)46-61-64
 Самара (846)206-03-16
 Санкт-Петербург (812)309-46-40
 Саратов (845)249-38-78
 Севастополь (8692)22-31-93
 Саранск (8342)22-96-24
 Симферополь (3652)67-13-56
 Смоленск (4812)29-41-54
 Сочи (862)225-72-31
 Ставрополь (8652)20-65-13
 Сургут (3462)77-98-35
 Сыктывкар (8212)25-95-17
 Тамбов (4752)50-40-97
 Тверь (4822)63-31-35


Тольятти (8482)63-91-07
 Томск (3822)98-41-53
 Тула (4872)33-79-87
 Тюмень (3452)66-21-18
 Ульяновск (8422)24-23-59
 Улан-Удэ (3012)59-97-51
 Уфа (347)229-48-12
 Хабаровск (4212)92-98-04
 Челябинск (8352)28-53-07
 Челябинск (351)202-03-61
 Череповец (8202)49-02-64
 Чита (3022)38-34-83
 Якутск (4112)23-90-97
 Ярославль (4852)69-52-93

Россия +7(495)268-04-70

Казахстан +7(7172)727-132

Киргизия +996(312)96-26-47

<https://safe.nt-rt.ru/> || sef@nt-rt.ru



赛埃孚汽车保修设备太仓有限公司
 SAFE AUTOMOTIVE MAINTENANCE EQUIPMENT(TAICANG) CO.,LTD

上海星汇汽车维修机械有限公司
 SHANGHAI XINGHUI AUTOMOTIVE MAINTENANCE MACHINERY CO.,LTD.

上海熠驰汽车设备有限公司
 SHANGHAI REACH AUTOMOTIVE EQUIPMENT CO.,LTD





30年

与汽车工业同步成长的
汽车举升设备品牌

Auto Lifting Equipment Brand Growing
with Automobile Industry





MODERN PRODUCTION BASE

现代化的生产基地

上海星汇-赛埃孚公司地处于江苏省太仓市国家级港口开发区，公司占地二十亩，标准厂房面积八千二百平方米，厂房设计年产能2万台汽车举升机，公司拥有各类先进的大型制造设备和高级专业技术人才，主营生产各类中高端汽车举升机，强大的技术研发团队确保机型种类与世界发达国家保持同步。

上海星汇-赛埃孚公司旗下拥有国内上海星汇品牌和海外赛埃孚品牌，我们专业的生产管理、技术研发、市场销售团队在为国内汽保业提供服务的同时，也服务于欧洲、澳洲、东南亚、俄罗斯等海外汽保企业和经销商，科学的管理体系，保证了高品质的产品。

Shanghai Xinghui- SAFE company located in Taicang National Port Development Zone, Jiangsu Province, it covering 13500 square meter, and has 8200 square meter of standard plant. The plant is designed for the yearly production capacity of 20000units car lifts. The company has various kind of advanced big manufacturing equipments and superior professional technicians, mainly producing different kinds of middle and high end car lifts.

Shanghai Xinghui- SAFE company owns the domestic brand of "Xinghui" and oversea brand of "SAFE", we have the professional production, technical, marketing and sales team is serving the domestic Auto Maintenance field, as well as the oversea distributors in Russia, Europe, Australia, Asia, Africa, and South America. The scientific management system guarantees the high product quality.



STANDARDIZED PRODUCTION MANAGEMENT AND QUALITY CONTROL

生产管理与质量控制

公司的生产管理和质量控制团队，秉承“专心做品质”的生产理念，并将这个理念灌输给每一个上海星汇-赛埃孚的员工，从原料采购，所用的钢材一律采购自国有大型钢厂生产的标准尺寸板材和管材，各类配件实行严格的采购流程，不定期对配件样品进行各类机械性能试验和物理实验，而生产过程中的每一道零部件都经过相关部门严格的质检，确保制成优质合格的成品。

The Manufacturing Management and Quality Control Team obedience to the manufacturing philosophy of "Focusing on the quality", and instill this philosophy to every staff of "Xinghui-SAFE". From the material purchasing, all the steel is only the standard material from the big steel factory. All kinds of spare parts are strictly follow the purchasing procedure, and make different machinery and physical test. As well as each part are through the strict quality control in each procedure, so as to ensure the good quality products.





CHINESE SERVICE TERRITORY

国内服务

“上海星汇”作为一个拥有26历史的品牌,从成立初期,星汇牌举升机就成为了大众维修站的指定产品。星汇牌系列举升机又相继成为了一汽丰田、北京现代、日产尼桑等4S站的配套产品。直至今日,“上海星汇”品牌在全中国各地拥有100多家专业经销商,以稳定的产品质量和一流的服务理念赢得了国内外同行的一致好评。

“Shanghai Xinghui” as a famous brand with 26 years history in China, it has been the indicated products for Volkswagen station when it was just established. And it has been the auxiliary products of Toyota, Hyundai, Nissan, BYD etc in succession. Till today, “Shanghai Xinghui” brand has more 100 distributors in Chinese market, and gain the good reputation with the steady and good quality and first-class service philosophy.





INTERNATIONAL SERVICE TERRITORY

国际服务

在为国内汽保业提供服务的同时，公司旗下的“赛埃孚”品牌从2002年成立起，专业服务于海外市场。为了更好的迎合海外市场的需求，公司不断开发研制了更多适合国际市场需求的产品，如停车系列举升机、单柱举升机、轮胎服务举升机，现已成功远销欧洲、亚洲、澳洲、俄罗斯、非洲、中东、南美等海外市场，获得了海外经销商的一致认可。

When offering the service for domestic market, "SAFE" brand was established in 2002, is especially serving the oversea market. In order to cater for the global marketing requirements, we developed more different lifts, like parking lift, single post lift, tire service lift. Now is well selling and accepted in the market of Europe, Russia, Asia, Australia, Africa, Middle East and South America.



SF-B4000

4T 双柱双缸液压举升机
Electro-Hydraulic 2 Post Lift Floor Plate Type, Manual two sides lock release



4000 kg

Manual
380 V
220 V

- 手动双边解锁。
- 托臂自锁结构，上升时自动锁紧，下降到地面时自动解锁。
- 二节螺旋举升托垫可以轻松调节高度，更容易定位汽车支撑点，适合于更多的低底盘车辆。
- 油缸端头装有节流阀，即使油管突然爆裂，也能确保安全。
- 橡胶车门防撞垫作为标准配置，能有效地保护车门的损伤。
- 托臂防压脚作为CE标准配置。

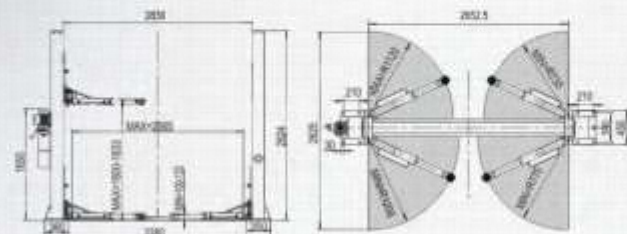
- Manual lock release from two sides.
- Automatic arm restraints, lifting arm automatically engages when lift is raised and disengaged when lift lowered to the ground.
- 2-stage Screw-up pads suitable for low chassis vehicle as well as.
- Parachute valve that equipped in hydraulic joint ensures safety in case of oil hose broken.
- Door opening protection rubber as standard.
- Foot guard as CE standard.

细节说明 Details



- 1 24V低电压控制系统
24v low voltage control system
- 2 加强型平台/车门防撞橡胶垫
Strengthened platform/Door opening protection rubber
- 3 内置式油管保护罩
Built-in oil pipe protection cover
- 4 车门防撞橡胶
Door opening Protection Rubber
- 5 二节螺旋举升托垫
2-stage Screw-up pads
- 6 节流阀
Parachute valve

外形尺寸 Dimension



技术参数 Technical Data		
举升重量	Lifting capacity	4000kg
安装宽度	Mount width	3380mm
立柱高度	Height of post	2824mm
举升高度	Lifting height	1800mm
立柱间距	Width between post	2632mm
最低高度	Min. height	100mm
上升时间	Lifting time	<50s
下降时间	Lowering time	<40s
电机功率	Motor power	2.2kw
电压	Power supply	220v/380v


4000 kg

380 V
220 V

- 电动解锁，只需按上升和下降按钮来实现操作。
- 托臂自锁结构，上升时自动锁紧，下降到地面时自动解锁。
- 三节螺旋举升托垫可以轻松调节高度，更容易定位汽车支撑点，适合于更多的低底盘车辆。
- 油缸端头装有节流阀，即使油管突然爆裂，也能确保安全。
- 橡胶车门的防撞垫作为标准配置，能有效的保护车门的损伤。
- 链条防护帘作为CE标准配置。
- 托臂防压脚作为CE标准配置。

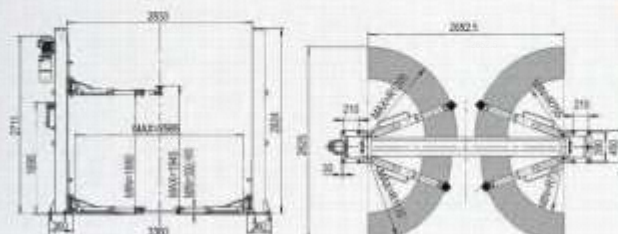
- Automatic lock release, just press Up and Down button to operate the lift.
- Automatic arm restraints, lifting arm automatically engages when lift is raised, and disengaged when lift lowered to the ground.
- 3-stage Screw-up pads suitable for low chassis vehicle and makes easy and quick service.
- Parachute valve that equipped in hydraulic joint ensures safety in case of oil hose broken.
- Door opening protection rubber as standard.
- Chain protection curtain as CE standard.
- Foot guard as CE standard.

细节说明 Details



- 1 24V低电压控制带电动解锁
24v low voltage control system
(Automatic lock release)
- 2 加强型平台/车门防撞橡胶垫
Strengthened platform/Door opening protection rubber
- 3 三节螺旋举升托垫
3-stage screw-up lifting pad
- 4 车门防撞橡胶 链条防护帘
Door protection rubber & chain guard
- 5 高度限位开关
Height limited switch
- 6 节流阀
Parachute valve

外形尺寸 Dimension



技术参数 Technical Data		
举升重量	Lifting capacity	4000kg
举升高度	Lifting height	1800mm
立柱高度	Height of post	2824mm
立柱间距	Width between post	2630mm
安装宽度	Mount width	3380mm
最低高度	Min. height	100mm
上升时间	Lifting time	<50s
下降时间	Lowering time	<40s
电机功率	Motor power	2.2kw
电压	Power supply	220v/380v

SF-B4000E

4T 双柱双缸液压举升机/电动解锁
Electro-Hydraulic 2 Post Lift Floor Plate Type, Automatic Lock Release



SF-B4KMS

4T 双柱双缸液压举升机/单边解锁
Electro-Hydraulic 2 Post Lift Floor Plate Type, Manual Single Side Lock Release



4000 kg



- 单边解锁, 使操作更为简便。
- 托臂自锁结构, 上升时自动锁紧, 下降到地面时自动解锁。
- 三节螺旋举升托垫可以轻松调节高度, 更容易定位汽车支撑点, 适合于更多的低底盘车辆。
- 油缸端头装有节流阀, 即便油管突然爆裂, 也能确保安全。
- 橡胶车门防撞垫作为标准配置, 能有效地保护车门的损伤。
- 托臂防压脚作为CE标准配置。

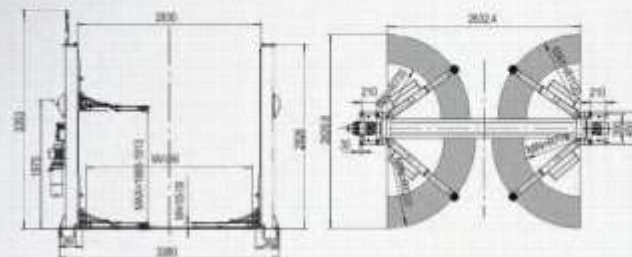
- Manual lock release from single side.
- Automatic arm restraints, lifting arm automatically engages when lift is raised, and disengaged when lift lowered to the ground.
- 3-stage Screw-up pads suitable for low chassis vehicle and makes easy and quick service.
- Parachute valve that equipped in hydraulic joint ensures safety in case of oil hose broken.
- Door opening protection rubber as standard.
- Foot guard as CE standard.

细节说明 Details



- ① 24V低电压控制系统
24V low voltage control system
- ② 加强型滑台/车门防撞橡胶垫
Reinforced carriage/door opening protection rubber
- ③ 更合理的保险锁结构
More reasonable safety lock structure
- ④ 三节螺旋举升托垫
3-stage Screw-up pads
- ⑤ 节流阀
Parachute valve
- ⑥ 车门防撞垫, 链条保护装置
Door protection pad & chain guard

外形尺寸 Dimension



技术参数 Technical Data		
举升重量	Lifting capacity	4000kg
举升高度	Lifting height	1600mm
最低高度	Min. height	1050mm
上升时间	Lifting time	<50s
电机功率	Motor power	2.2kw
安装宽度	Mount width	3380mm
立柱高度	Height of post	2824mm
立柱间距	Width between pad	2800mm
下降时间	Lowering time	<40s
电压	Power supply	220V/380V

5500 kg



SF-B5500ES

5T 双柱双缸举升机/电动解锁
Electro-Hydraulic 2 Post Lift Floor Plate Type, Automatic Lock Release



- 电动解锁, 只需按上升和下降按钮来实现操作。
- 托臂自锁结构, 上升时自动锁紧, 下降到地面时自动解锁。
- 三节螺旋举升托垫可以轻松调节高度, 更容易定位汽车支撑点, 适合于更多的低底盘车辆。
- 油缸端头装有节流阀, 即便油管突然爆裂, 也能确保安全。
- 橡胶车门防撞垫作为标准配置, 能有效的保护车门的损伤。
- 链条防护帘作为CE标准配置。
- 托臂防压脚作为CE标准配置。

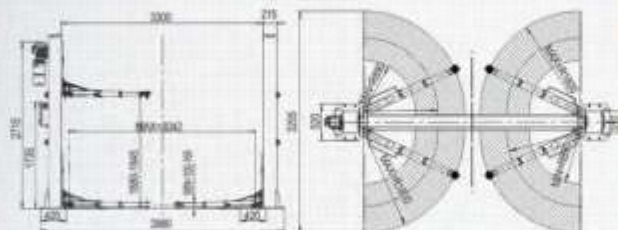
- Automatic lock release, just press Up and Down button to operate the lift.
- Automatic arm restraints, lifting arm automatically engages when lift is raised, and disengaged when lift lowered to the ground.
- 3-stage Screw-up pads suitable for low chassis vehicle and makes easy and quick service.
- Parachute valve that equipped in hydraulic joint ensures safety in case of oil hose broken.
- Door opening protection rubber as standard.
- Chain protection curtain as CE standard.
- Foot guard as CE standard.

细节说明 Details



- ① 24V低电压控制系统(电动解锁)
24V low voltage control system (Automatic lock release)
- ② 车门防撞垫及链条保护装置
Door protection pad & chain guard
- ③ 加强型滑台内臂锁
Reinforced carriage/inner arm lock
- ④ 三节托臂防压脚
3-stage telescopic arm foot protection
- ⑤ 三节螺旋举升托垫
3-stage screw-up lifting pad
- ⑥ 高度限位开关
Height limited switch

外形尺寸 Dimension



技术参数 Technical Data		
举升重量	Lifting capacity	5500kg
举升高度	Lifting height	1800mm
最低高度	Min. height	1000mm
上升时间	Lifting time	50s
下降时间	Lowering time	50s
电机功率	Motor power	3kw
电压	Power supply	220V/380V

SF-C4000

4T 双柱龙门式液压举升机/手动双边解锁
Electro-Hydraulic 2 Post Lift Clear Floor Type, Manual Two Sides Lock Release



4000 kg

380V
220V

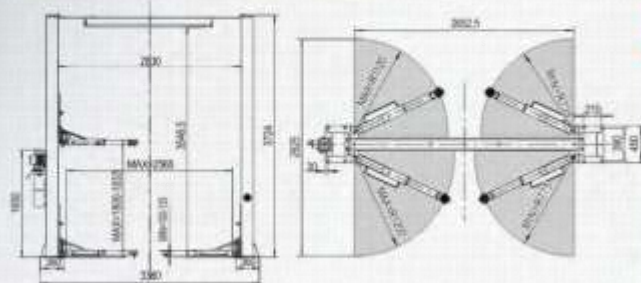
- 手动双边解锁。
- 托臂自锁结构，上升时自动锁紧，下降到地面时自动解锁。
- 二节螺旋举升托垫可以轻松调节高度，更适合定位汽车支撑点，适合于更多的低底盘车辆。
- 油缸端头装有节流阀，即使油管突然爆裂，也能确保安全。
- 橡胶车门的橡胶作为标准配置，能有效保护车门的胶条。
- 高度限位开关有效地防止车顶损坏。
- 托臂防压脚作为CE标准配置。

- Manual two sides lock release.
- Automatic arm restraints, lifting arm automatically engages when lift is raised, and disengaged when lift lowered to the ground.
- 2-stage screw-up pads suitable for low chassis vehicle and makes easy and quick service.
- Parachute valve equipped in hydraulic part ensures safety in case of oil hose broken.
- Door opening protection rubber as standard.
- Top limit switch on overhead bar prevent damaging vehicle roof.
- Foot guard as CE standard.

细节说明 Details

① 手动双边解锁
Manual two sides lock release② 车门保护橡胶
Door Opening Protection Rubber③ 内置式防撞保护罩
Bumper protection cover④ 24V高度限位开关
24V top limit switch⑤ 二节螺旋举升托垫
2-stage Screw-up pads⑥ 节流阀
Parachute valve

外形尺寸 Dimension



技术参数 Technical Data		
举升重量	Lifting capacity	4000kg
举升高度	Lifting height	1800mm
最低高度	Min. height	100mm
上升时间	Lifting time	<50s
电机功率	Motor power	2.2kw
安装宽度	Mount width	2200mm
立柱高度	Height of post	3724mm
立柱间距	Width between post	2030mm
下降时间	Lowering time	<40s
电压	Power supply	220/240/240V

4000 kg

380V
220V

SF-C4000MS

4T 双柱龙门式液压举升机/单边解锁
Electro-Hydraulic 2 Post Lift Clear Floor Plate Type, Manual Single Side Lock Release



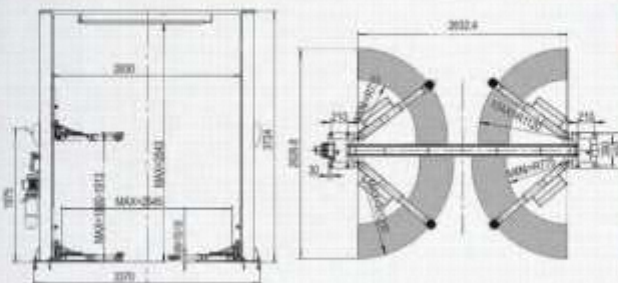
- 单边解锁，使操作更为简便。
- 托臂自锁结构，上升时自动锁紧，下降到地面时自动解锁。
- 三节螺旋举升托垫可以轻松调节高度，更适合定位汽车支撑点，适合于更多的低底盘车辆。
- 油缸端头装有节流阀，即使油管突然爆裂，也能确保安全。
- 橡胶车门的橡胶作为标准配置，能有效保护车门的胶条。
- 高度限位开关有效地防止车顶损坏。
- 油缸链条保护装置有效地保护油缸，确保设备外观整洁。
- 链条防压脚作为CE标准配置。
- 托臂防压脚作为CE标准配置。

- Manual lock release from single side more convenient for operation.
- Automatic arm restraints, lifting arm automatically engages when lift is raised, and disengaged when lift lowered to the ground.
- 3-stage Screw-up pads suitable for low chassis vehicle and makes easy and quick service.
- Parachute valve that equipped in hydraulic part ensures safety in case of oil hose broken.
- Door opening protection rubber as standard.
- Top limit switch on overhead bar prevent damaging vehicle roof.
- Chain guard protects the cylinder and makes lift in good appearance.
- Chain protection cushion as CE standard.
- Foot guard as CE standard.

细节说明 Details

① 手动单边解锁
Manual lock release from single side② 高度限位开关
Top Limit Switch③ 更合理的保险锁结构
More reasonable safety lock structure④ 三节螺旋举升托垫
3-stage Screw-up pads⑤ 橡胶车门防撞/高度限位开关
Door opening protection rubber/height limit switch⑥ 节流阀
Parachute valve

外形尺寸 Dimension



技术参数 Technical Data		
举升重量	Lifting capacity	4000kg
举升高度	Lifting height	1800mm
立柱高度	Height of post	3724mm
立柱间距	Width between post	2030mm
安装宽度	Mount width	2200mm
最低高度	Min. height	105mm
上升时间	Lifting time	<50s
下降时间	Lowering time	<40s
电机功率	Motor power	2.2kw
电压	Power supply	220/240/240V

SF-C4000ES

4T 双柱龙门式液压举升机/电动解锁
Electro-Hydraulic 2 Post Lift Clear Floor Type, Automatic Lock Release



4000 kg



- 电动解锁，只靠按上升/下降按钮来实现操作。
- 托臂自锁结构，上升时自动锁紧，下降到地面时自动解锁。
- 三节螺旋举升托臂可以轻松调节高度，更容易定位汽车支撑点，适合于更多的低底盘车辆。
- 油缸端头盖有节流阀，即使油管突然爆裂，也能确保安全。
- 橡胶车门防撞垫作为标准配置，能有效地保护车门的损伤。
- 高度限位开关有效地防止车柱损坏。
- 油缸盖保护罩有效地保护油缸，确保设备外观整洁。
- 托臂的压脚作为CE标准配置。

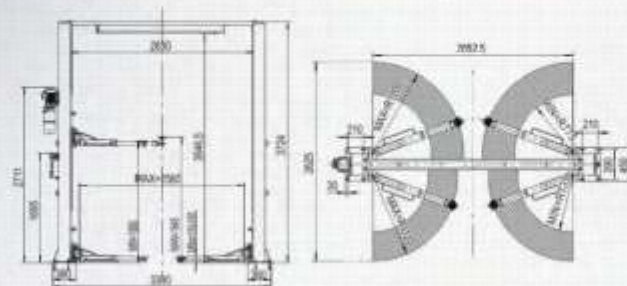
- Automatic lock release, only press UP/DOWN button for operate.
- Automatic arm release, lifting arm automatically engages when lift is raised, and disengaged when lift lowered to the ground.
- 3-stage screw-up pads suitable for low chassis vehicle and makes easy and quick service.
- Parachute valve equipped in hydraulic part ensures safety in case of oil hose broken.
- Door opening protection rubber as standard.
- Top limit switch on overhead bar prevent damaging vehicle roof.
- Chain guard protects the cylinder and makes lift in good appearance.
- Foot guard as CE standard.

细节说明 Details



- ① 高度限位开关
Top limit switch
- ② 24V低电压控制系统的(电动解锁)
24V low voltage control system
(Automatic lock release)
- ③ 加宽型滑台/车门防撞橡胶垫
Single stage Do armg/door rubber
- ④ 三节螺旋举升托臂
3-stage Screw-up pads
- ⑤ 节流阀
Parachute valve
- ⑥ 车门防撞垫链保护装置
Door protection pad & chain guard

外形尺寸 Dimension



技术参数 Technical Data		
举升重量	Lifting capacity	4000kg
举升高度	Lifting height	1880mm
最低高度	Min. height	100mm
上升时间	Lifting time	<50s
电机功率	Motor power	2.2kw
安装宽度	Mount width	3380mm
立柱高度	Height of post	3724mm
立柱间距	Width between post	2830mm
下降时间	Lowering time	<40s
电压	Power supply	220V/380V/3

4500 kg



SF-C4500MS

4.5T 双柱龙门式液压举升机/单边解锁
Electro-Hydraulic 2 Post Lift Clear Floor Plate Type,
Manual Single Side Lock Release



- 单边解锁，使操作更为简便。
- 托臂自锁结构，上升时自动锁紧，下降到地面时自动解锁。
- 三节螺旋举升托臂可以轻松调节高度，更容易定位汽车支撑点，适合于更多的低底盘车辆。
- 标配2+3节托臂。
- 油缸端头盖有节流阀，即使油管突然爆裂，也能确保安全。
- 橡胶车门防撞垫作为标准配置，能有效地保护车门的损伤。
- 高度限位开关有效地防止车柱损坏。
- 油缸盖保护罩有效地保护油缸，确保设备外观整洁。
- 链条。
- 链条保护装置作为CE标准配置。
- 托臂的压脚作为CE标准配置。

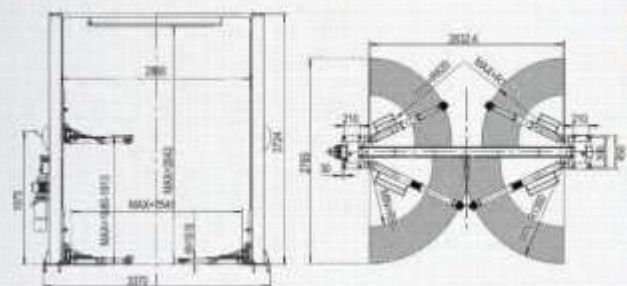
- Manual lock release from single side, more convenient for operation.
- Automatic arm release, lifting arm automatically engages when lift is raised, and disengaged when lift lowered to the ground.
- 3-stage Screw-up pads suitable for low chassis vehicle and makes easy and quick service.
- 2+3 stage arm as standard.
- Parachute valve that equipped in hydraulic part ensures safety in case of oil hose broken.
- Door opening protection rubber as standard.
- Top limit switch on overhead bar prevent damaging vehicle roof.
- Chain guard protects the cylinder and makes lift in good appearance.
- Chain protection curtain as CE standard.
- Foot guard as CE standard.

细节说明 Details



- ① 手动单边解锁
Manual lock release from single side
- ② 高度限位开关
Top Limit Switch
- ③ 更合理的保险锁结构
More reasonable safety lock structure
- ④ 三节螺旋举升托臂
3-stage Screw-up pads
- ⑤ 橡胶车门防撞垫/油管的节流阀
Do armg/door rubber/oil pipe's throttle valve
- ⑥ 节流阀
Parachute valve

外形尺寸 Dimension



技术参数 Technical Data		
举升重量	Lifting capacity	4500kg
举升高度	Lifting height	1880mm
立柱高度	Height of post	3724mm
立柱间距	Width between post	2830mm
安装宽度	Mount width	3380mm
最低高度	Min. height	100mm
上升时间	Lifting time	<50s
下降时间	Lowering time	<40s
电机功率	Motor power	3kw
电压	Power supply	220V/380V/3

SF-C6000ES

6T 双柱双缸举升机/电动解锁
Electro-Hydraulic 2 Post Lift Clear Floor Type, Automatic Lock Release



6000 kg

380 V
220 V

- 电动解锁，只需按上升和下降按钮即可完成操作。
- 托臂自锁结构，上升时自动锁紧，下降到地面时自动解锁。
- 三节螺旋举升托臂可以轻松调节高度，更容易定位汽车支撑点，适合于更多的低底盘车辆。
- 油缸端头装有节流阀，即使油管突然爆裂，也能确保安全。
- 橡胶车门防撞垫作为标准配置，能有效保护车门的损伤。
- 链条的防护作为CE标准配置。
- 托臂的防护作为CE标准配置。

- Automatic lock release, just press Up and Down button to operate the lift.
- Automatic arm restrain, lifting arm automatically engages when lift is raised, and disengaged when lift lowered to the ground.
- 3-stage Screw-up arms suitable for low chassis vehicle and makes easy and quick service.
- Pinchute valve that equipped in hydraulic joint ensure safety in case of oil hose broken.
- Door opening protection rubber as standard.
- Chain protection curtain as CE standard.
- Foot guard as CE standard.

细节说明 Details



①



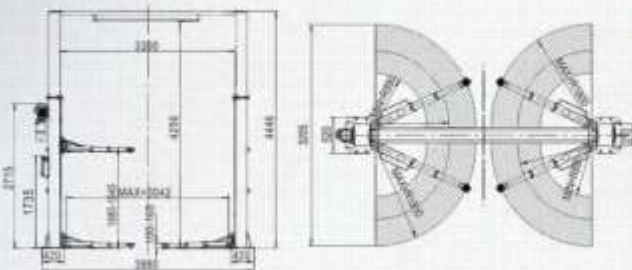
④



⑥

① 24V低电压控制电动机
24V low voltage control system② 车门保护链条保护装置
Door protection chain & drain guard③ 加强型滑台内锁
Strengthen carriage inner lock④ 三节托臂脚防压脚
3-stage telescopic arm foot protection⑤ 三节螺旋举升托臂
3-stage screw-up lifting arm⑥ 高度限位开关
Height limited switch

外形尺寸 Dimension



技术参数 Technical Data

举升重量	Lifting capacity	6000kg
举升高度	Lifting height	1800mm
最低高度	Min. height	1000mm
上升时间	Lifting time	<5s
电机功率	Motor power	3kw
安装宽度	Mount width	3900mm
立柱高度	Height of post	4445mm
立柱间距	Width between post	3300mm
下降时间	Lowering time	<5s
电压	Power supply	220V/380V

3000 kg

380 V
220 V

- 手动双边解锁。
- 可移动式设计，操作更为简便。
- 立柱间无底座，宽度可轻松调节。
- 动力单元放置在移动推车上。
- 最低高度85MM，适合更多低底盘车型。
- 举升高度1505MM，总高2104MM。
- Manual two sides lock release.
- Easy operation with movable column.
- No base plate between columns, width to be easily adjustable.
- Movable trolley for power unit.
- Lowest lifting height at 85mm for more low chassis vehicles.
- Lifting height 1505mm, overall height 2104mm.

细节说明 Details



①



③



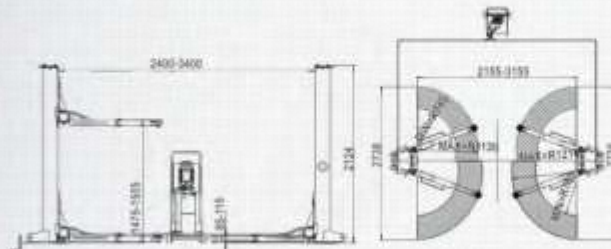
②



④

① 加强型滑台/车门保护橡胶
Strengthen carriage/door opening protection rubber② 平衡阀
Balance valve③ 动力单元移动推车
Mobile trolley for power unit④ 移动轮组
Mobile wheel kit

外形尺寸 Dimension



技术参数 Technical Data

举升重量	Lifting capacity	3000kg
举升高度	Lifting height	1505mm
最低高度	Min. height	85mm
上升时间	Lifting time	3s
电机功率	Motor power	2.2kw
电压	Power supply	220V/380V

SF-BM3000

移动式双柱举升机
Two Post Mobile Lift



SF-L3000

中位小剪举升机
Mid-rise scissors lift



3000 kg



- 地表安装，最低高度110mm。
- 机械锁装置上升时自动锁紧，下降时通过电动解锁，安全可靠。
- 所有的活动关节都装有自润滑轴承，定期保养会延长使用寿命。
- 可支撑引桥可以适用于更多长轴距车辆。
- 可选的移动组可以轻松地移动举升机。
- 中间的连接杆确保稳定性和同步性能。
- 下降时可操作作为CE标准的选配装置。

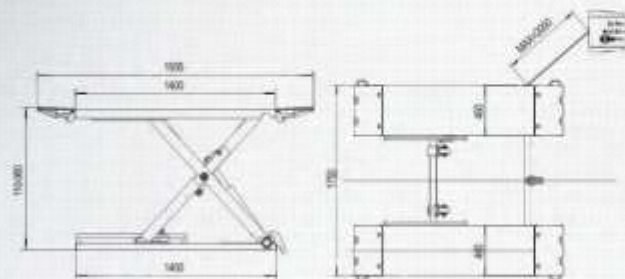
- Surface mounting at minimum height of 110mm.
- Mechanical safety lock engaged automatically, with electrical release when lowering.
- All pivot joints made with self-lubricating bushing ensure long service life.
- Optional mobile kit for easy moving.
- Expandable platform suitable for more long chassis vehicles.
- The middle steel bar connects two platform ensure stability and synchronization.
- Lowering beeper as optional for CE standard.

细节说明 Details



- ① 油缸保护罩
Cylinder protection cover
- ② 发泡橡胶垫
Rubber pad
- ③ 机械安全锁
Mechanical Safety lock
- ④ 加强延伸平台
Strengthen extended ramp
- ⑤ 移动组(可选)
Mobile kit(optional)
- ⑥ 蜂鸣器(可选)
Lowering beeper(optional)

外形尺寸 Dimension



技术参数 Technical Data

举升重量	Lifting capacity	3000kg
举升高度	Lifting height	1005mm
最低高度	Min. height	110mm
上升时间	Lifting time	20s
下降时间	Lowering time	20s
电机功率	Motor power	2.2kw
电压	Power supply	220V/50Hz

2800 kg



- SF-K2800是一款最理想的适合于轮胎快速服务的举升设备。
- 最低高度110mm。
- 机械锁装置上升时自动锁紧，下降时通过手动解锁，安全可靠。
- 螺旋举升托垫可以轻松调节高度，更容易定位汽车支撑点。
- 移动组与动力单元的完美结合可以轻松移动举升机。

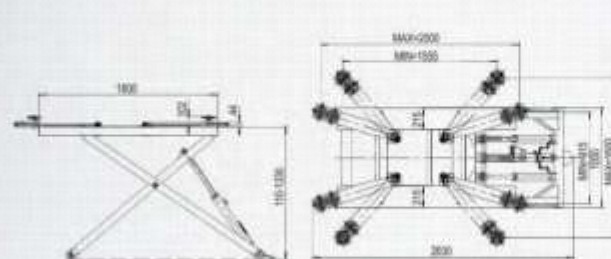
- SF-K2800 is a ideal lifting equipment for tire changing and quick service.
- Minimum height of 110mm.
- Mechanical safety lock engaged automatically, with manual release when lowering.
- Screw-up parts makes easy and quick service.
- The mobile kits is perfectly combined with power unit that makes the lift easily moved.

细节说明 Details



- ① 可移动举升托臂
Portable lifting arm
- ② 机械锁装置
Mechanical safety lock
- ③ 移动组
Mobile kit
- ④ 油管装置
Hose connection
- ⑤ 滑动轮
Sliding wheel
- ⑥ 标准节套式托套
Standard section part
- ⑦ 24V控制盒(可选)
24V Control box (optional)

外形尺寸 Dimension



技术参数 Technical Data

举升重量	Lifting capacity	2800kg
举升高度	Lifting height	1330mm
最低高度	Min. height	110mm
上升时间	Lifting time	30s
长度	Length	2550mm
宽度	Width	1000mm
电压	Power supply	220V/50Hz

SF-E3500

藏地式小剪举升机
In-ground Scissor Lift



3500 kg

380 V

220 V

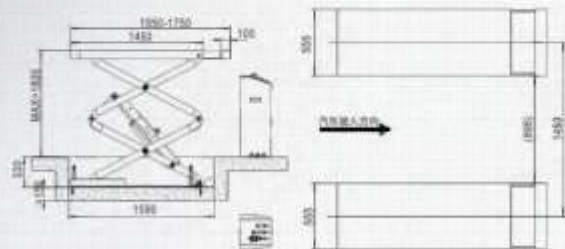
- 藏地式安装, 节省空间。
- 机械锁装置上升时自动锁紧, 下降时通过气动解锁, 安全可靠。
- 可延长的举升平台可以适用于更多长轴距车辆。
- 所有的活动关节都装有自润滑轴承, 定期保养会延长使用寿命。
- 双轴举升平台为可选配置。

- In-ground mounting, saving space.
- Mechanical safety lock engaged automatically, with pneumatic release when lowering.
- Extendable platform suitable for more long chassis vehicles.
- All pivot joints made with self-lubrication bushing ensure long service life.
- Double extendable platform as option.

细节说明 Details

① 机械锁装置
Mechanical safety lock② 可延长的举升平台
Extendable platform③ 气动解锁
Pneumatic release④ 活动关节都装有自润滑轴承
Joints with self-lubrication bushing⑤ 进口球阀
Imported valve⑥ 光电开关(可选)
Photo cell switch(Optional)

外形尺寸 Dimension



技术参数 Technical Data

举升重量	Lifting capacity	3500kg
举升高度	Lifting height	1800mm
台面长度	Table length	1550-1750mm
台面宽度	Table width	550mm
上升时间	Lifting time	<5s
电机功率	Motor power	2.3kw
电压	Power supply	220V/380V

3000 kg

380 V

220 V

SF-F3000

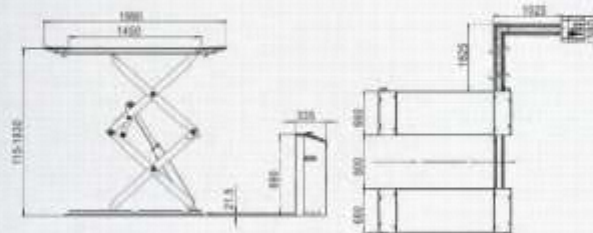
超薄小剪举升机
Low Profile Scissor Lift, Surface Mounting



- 地表安装, 最低高度110mm。
- 机械装置上升时自动锁紧, 下降时通过气动解锁, 安全可靠。
- 可支撑引桥可以适用于更多长轴距车辆。
- 所有的活动关节都装有自润滑轴承, 定期保养会延长使用寿命。
- 下降蜂鸣器作为CE选配装置。
- 自动调平液压系统为选配。

- Surface mounting, Minimum height of 110mm.
- Mechanical safety lock engaged automatically, with pneumatic release when lowering.
- Extendable platform suitable for more long chassis vehicles.
- All pivot joints made with self-lubrication bushing ensure long service life.
- Lowering beeper as optional for CE standard.
- Automatically synchronization system as optional.

细节说明 Details

① 最低高度110mm
Min height at 110mm② 机械锁装置
Mechanical safety lock③ 可延长的举升平台
Extendable platform④ 油缸保护罩
Cylinder guard⑤ 活动关节都装有自润滑轴承
Joints with self-lubrication bushing⑥ 进口球阀
Imported valve

技术参数 Technical Data

举升重量	Lifting capacity	3000kg
举升高度	Lifting height	1800mm
最低高度	Min. height	110mm
台面长度	Table length	1450-1800mm
台面宽度	Table width	600mm
上升时间	Lifting time	<5s
电机功率	Motor power	2.2kw
电压	Power supply	220V/380V

SF-H4000

4T 子母式大吨举升机
Two Level Alignment Scissor Lift, In-Ground Mounting



4000 kg

380 V
220 V

- 藏地式安装或选配上车引桥直接安装在地面。
- 可调的转角盘位置和侧滑板为四轮定位专用配置。
- 机械锁装置上升时自动锁紧，下降时通过气动解锁，安全可靠。
- 所有的活动关节都装有自润滑轴承，定期保养会延长使用寿命。
- 下降蜂鸣器作为CE标准配置。

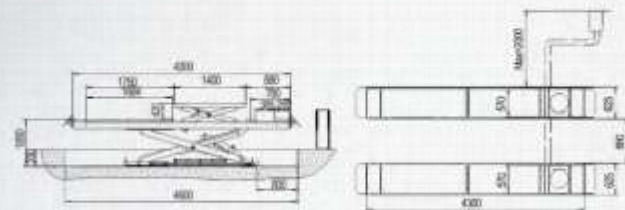
- In-ground mounting, or surface mounting with the optional entering ramp.
- Adjustable turn plate position and sliding plate specially for 4 wheel Alignment purpose.
- Mechanical safety lock engaged automatically, with pneumatic release when lowering.
- All pivot joints made with self-lubrication bushing ensure long service life.
- Lowering beeper as optional for CE standard.

细节说明 Details



- ① 二次举升小车
Rolling Jack
- ② 机械安全锁
Mechanical safety lock
- ③ 上车板
Entering Ramp
- ④ 更长的平台用于定位
Long platform for alignment
- ⑤ 气动解锁
Pneumatic release
- ⑥ 转角盘(可选)
Turn plate(optional)

外形尺寸 Dimension



技术参数 Technical Data

举升重量	Lifting capacity	4000kg
举升高度	Lifting height	1831-4230mm
最低高度	Min. height	330mm
通道长度	Platform length	4300mm
上升时间	Lifting time	50s
下降时间	Lowering time	45s
电机功率	Motor power	2.2kw
电压	Power supply	220/380V

2500 kg

380 V
220 V

- 移动式设计节省空间，举升机可以轻松地移动到任意位置进行操作。
- 单柱结构给予车门更多空间。
- 手动解锁。
- 24V控制系统符合CE标准。
- 采用80MM宽度的底座，将最低举升高度控制在100MM。
- 三节螺旋举升托轮可以调节高度，满足不同位汽车支撑点，适合于更多的品牌车和SUV车型。
- 24V高度限位开关能有效保护过压，延长使用寿命。
- 立柱上保护罩可有效防止异物进入，确保设备外观整洁。
- 车门防撞垫。
- CE认证。

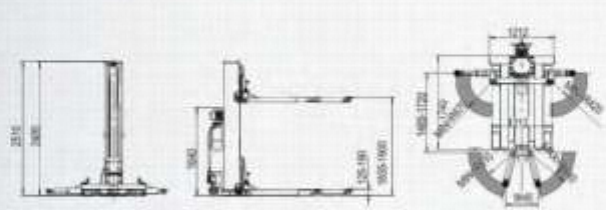
- Mobile design is ideal choice for tight space easily moving as a pallet.
- One post structure gives more free access to vehicle door.
- Manual lock release system.
- 24V control system compliance with CE standard.
- 80mm low base frame with min. height < 100mm.
- 3-stage Screw-up pads makes easy and quick service for low chassis vehicles as well as SUVs.
- 24V top limited switch protects the cylinder in long service life.
- Chain guard protects the cylinder and makes lift in good appearance.
- Door protector pads.
- CE-Certificate.

细节说明 Details



- ① 可调节旋转支臂
Telescopic & Swivel arms
- ② 80mm厚度底板
80mm strong base frame
- ③ 24V控制盒
24V Control box
- ④ 移动组
Mobile wheel kit
- ⑤ 三节螺旋举升托轮
3-stage Screw-up Pads
- ⑥ 车门防撞垫及链罩
Door protection pad & chain guard

外形尺寸 Dimension



技术参数 Technical Data

举升重量	Lifting capacity	2500kg
举升高度	Lifting height	1860mm
最低高度	Min. height	125mm
上升时间	Lifting time	35s
下降时间	Lowering time	30s
电机功率	Motor power	2.2kw
电压	Power supply	220/380V

SF-M2500

2.5T 移动单柱液压举升机/手动解锁
Mobile Single Post Lift, Manual Lock Release



SF-M2500ES

2.5T 移动单柱液压升降机/电动解锁
Mobile Single Post Lift, Automatic Lock Release



2500 kg



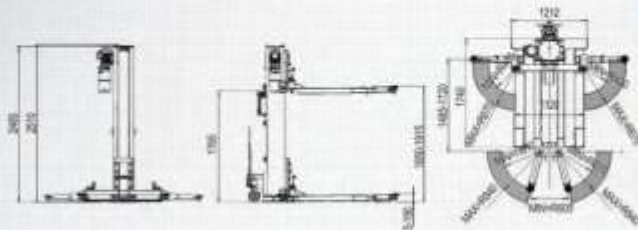
- 移动式设计能有效节省空间，举升机可以轻松地移动到任何位置进行维修。
- 单柱结构给予车门更多空间。
- 采用80MM宽度的底座，将最低举升高度控制在100MM。
- 三节螺旋举升托垫可以调节举升高度，更适应不同类型的汽车支撑点，适合于更多的车型应用。
- 24V低压限位开关能对举升缸进行保护，延长使用寿命。
- 进口保护伞为标配装置。
- 电控箱。
- 车门防撞垫。
- 有电缆。
- CE认证。

- Mobile design is ideal choice for tight space, easily moving as a pillar.
- One post structure gives more free access to vehicle door.
- 85mm low base frame with min. height <math>< 100\text{mm}</math>.
- 3-stage Screw-up pads makes easy and quick service for low chassis vehicles as well as SUVs.
- 24V low voltage limit switch protects the cylinder in long service life.
- Column chain guard.
- Control Box.
- Door protection pads.
- Products valve.
- CE-Certificat.

细节说明 Details

① 可调节支撑臂
Mezco & beam② 80mm厚度底座
80mm strong base frame③ 24V低电压控制系统
24v low voltage control system④ 移动轮
Mobile wheel kit⑤ 三节螺旋举升托垫
3-stage Screw-up Pads⑥ 车门防撞垫链罩
Door protection pad & chain guard

外形尺寸 Dimension



技术参数 Technical Data

举升重量	Lifting capacity	2500kg
举升高度	Lifting height	1850mm
最低高度	Min. height	125mm
上升时间	Lifting time	35s
下降时间	Lowering time	30s
电机功率	Motor power	2.2kw
电压	Power supply	220v/380v

4000/5000 kg



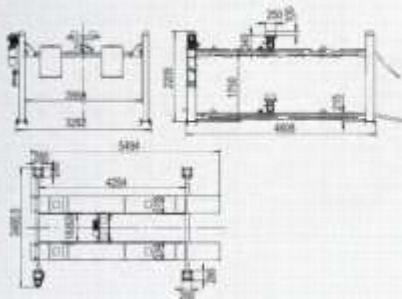
- 单边手动解锁。
- 两个平台间的宽度可以调节以适应于不同轴距的车辆。
- 每个立柱内都安装机械保险装置。
- 可调的转角盘位置和侧板为四轮定位专用配置。
- 前后挡板在车辆维修时能有效起到保护作用。
- 二次举升小车作为标准配置。
- 进口的三通阀极好的完成了举升机和举升小车的转换操作。

- Single point manual lock release.
- Width between two platforms is adjustable to be fit for different vehicle.
- Mechanical safety lock installed in each column.
- Adjustable turntable position and sliding plate specially for 4 wheel Alignment purpose.
- Front and rear stop plate well protect the vehicle during raising.
- Center rolling jack including as standard.
- Imported three-way valve perfectly shift the operation between lift and rolling jack.

细节说明 Details

① 可调节二次举升小车
Length adjustable rolling jack② 安全锁装置
Safety Lock Device③ 上车板
Entering ramp④ 侧板用于定位
Sliding plate for alignment⑤ 24V低电压控制系统(可选)
24V low voltage control system(optional)⑥ 转角盘(可选)
Turn table(optional)

外形尺寸 Dimension



技术参数 Technical Data

型号	Model	4SF-4000B	4SF-5000B
最低高度	Min. height	215mm	215mm
举升高度	Lifting capacity	1750mm	1750mm
举升重量	Runway length	4250mm	3000mm
车道长度	Runway width	918-1118mm	918-1118mm
车道内宽度	Unladen runway width	480mm	480mm
最大车道宽度	Max. through width	2850mm	2850mm
上升时间	Lifting time	70s	70s
电机功率	Motor power	2.2kw	2.2kw
电压	Power supply	220/380V/50Hz	220/380V/50Hz

4SF-4000C

4T 停车型四柱举升机
Electro-Hydraulic 4 Post Parking Lift



4000 kg

380 V
220 V

- 具有家用停车、储存及车库维修等多种用途的最佳设备。
- 有效地节省空间，两台车辆仅占用一个停车位。
- 可移动设计，更方便家庭使用。
- 手动单边解锁。
- 每个立柱内部安装机械保险装置。
- 附加的小车托架特别适用于轮胎和应急维修。
- 附加的积油托盘能有效保护停在下面的车辆免受顶部车辆渗进或泥水的污染。

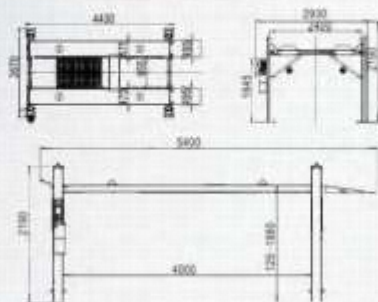
- Perfect equipment for parking, storage and garage service.
- Saving saving, one parking space for two cars.
- Portable design, more convenient for household use.
- Single point manual lock release.
- Mechanical safety lock installed in each column.
- Free jack tray specially for the tire and brake work.
- Free drip trays protect the bottom vehicle from oil leaking and muddy water of upper vehicle.

细节说明 Details



- ① 内置锁装置
Inner lock device
- ② 停车挡板
Stop plate
- ③ 积油盘
Drip trays
- ④ 移动轮装置
Mobile kit
- ⑤ 二次举升小车(可选)
Rolling jack (optional)
- ⑥ 24V控制盒(可选)
24V Control box (optional)

外形尺寸 Dimension



技术参数 Technical Data

举升重量	Lifting capacity	4000kg
举升高度	Lifting height	1580mm
总长度	Overall length	4430mm
立柱高度	Height of post	2495mm
车道宽度	Runway width	965mm
安装宽度	Mount width	3400mm
上升时间	Lifting time	70s
电机功率	Motor power	2.2kw
电压	Power supply	220/380V-50

380 V
220 V
10"~24"
10"~22"

RH-620



- 高品质的CE证书。
- 24"用于汽车和货车的大轮胎。
- 摆臂式设计。
- 延伸拆头。
- 四卡爪设计，带自锁心功能。
- 双气缸设计，增加40%以上的卡爪夹紧力量。
- 夹胎由特种钢制成。
- 双向气缸控制拆胎。

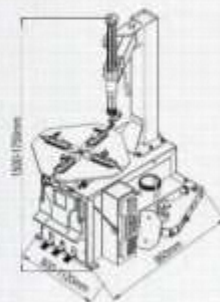
- High quality with CE certificate.
- 24" large tumbler for cars and vans.
- Side swing mounting arm design.
- Eccentric tension of mounting head.
- Self centered 4 clamping jaws function.
- Dual-cylinder design increasing up to 40% more jaw clamping power.
- Clamping jaws made of special steel.
- Two-way cylinder control tire chive.

细节说明 Details



- ① 2500Kg铝合金材质大气缸
Big aluminum cylide force 2500kg
- ② 全铝制燃油油水分离器
Aluminum oil/water filter
- ③ 脚踏式侧踏板设计方便维护保养
Acced side pedal for better operator

外形尺寸 Dimension



技术参数 Technical Data

外卡范围	Rim clamping outer	19"-22"
内卡范围	Rim clamping inner	12"-24"
最大轮胎直径	Max. Tyre diameter	1100mm/43"
最大轮胎宽度	Max. Tyre width	380mm/15"
充气最大压力	Working air pressure	1.5bar
拆胎作压力(10bar时)	Bead breaker cylinder force	2500kg
电源电压	Power supply	220V/380V
电机功率	Motor power	1.1kw/0.75kw
设备重量	N.W.	190kg
包装箱尺寸	Dimension	1070*480*900mm

RH-850



380 V 220 V
10"-24" 10"-22"

- 高品质的CE证书。
- 24"用于汽车和货车的大型转盘。
- 后倾臂设计。
- 拆装臂气动锁紧装置，自动退缩设计，保证安全间隙。
- 抽屜式脚踏板组件设计，方便维护保养。
- 双向气缸控制压胎铲。
- 爪头/卡爪安装塑料保护。

- High quality with CE certificate.
- 24" large turntable for cars and vans.
- Tilting mounting arm design.
- Pneumatic mounting head locking, automatic return design keep safe distance.
- Drawer pedal assembly design for easy maintenance.
- Two-way cylinder control tire shovel.
- Plastic protectors for mounting head/lewis.

细节说明 Details

380 V 220 V
10"-24" 10"-22"

- 高品质的CE证书。
- 24"用于汽车和货车的大型转盘。
- 可调节的倾斜臂。
- 拆装臂气动锁紧装置，自动退缩设计，保证安全间隙。
- 辅助臂设计提高工作效率。
- 完整机构的滑架设计，保证了辅助臂升降过程的稳定性。
- 自动升降拆头选配。

- High quality with CE certificate.
- 24" large turntable for cars and vans.
- Adjustable tilting arm.
- Pneumatic mounting head locking, automatic return design keep safe distance.
- Assistant arm design improve working efficiency.
- The complete mechanism of the carriage design ensures the stability of the assistant arm during lifting.
- Automatic tension mounting head is optional.

细节说明 Details

RH-850M





- ① 气动锁紧，自动退缩设计
Pneumatic head lock, auto return design
- ② 2500Kg铝合金材质大气缸
Big aluminum cylinder force 2500kg
- ③ 全铝制的油水分离器
Aluminum oil/water filter
- ④ 双向气缸控制，压胎时只动压胎铲
Two-way cylinder control, tire shovel only work when needed
- ⑤ 抽屜式脚踏板设计，方便维护保养
Drawer pedal design for better operation
- ⑥ 无级变速电机(可选)
Inverter motor(optional)
- ⑦ 自动翻转头(可选)
Reversal mounting head(optional)

外形尺寸 Dimension



技术参数 Technical Data		
外卡范围	Rim Clamping Outer	10"-22"
内撑范围	Rim Clamping Inner	12"-24"
最大轮胎直径	Max. Tyre Diameter	1100mm/43"
最大轮胎宽度	Max. Tyre Width	380mm/15"
充气最大压力	Working Air Pressure	3.5bar
压胎气筒力(10bar时)	Beet Brake Cylinder Force	2500kg
电源电压	Power Supply	220V/380V
电机功率	Motor Power	1.1kw/0.75kw
设备重量	N.W.	225kg
包装箱尺寸	Dimension	1070x640x900mm



- ① 气动锁紧，自动退缩设计
Pneumatic head lock, auto return design
- ② 新款双向脚踏板臂
Updated the functional arm
- ③ 2500Kg铝合金材质大气缸
Big aluminum cylinder force 2500kg
- ④ 全铝制的油水分离器
Aluminum oil/water filter
- ⑤ 双向气缸控制，压胎时只动压胎铲
Two-way cylinder control, tire shovel only work when needed
- ⑥ 抽屜式脚踏板设计，方便维护保养
Drawer pedal design for better operation

外形尺寸 Dimension



技术参数 Technical Data		
外卡范围	Rim clamping outer	10"-22"
内撑范围	Rim clamping inner	12"-24"
最大轮胎直径	Max. Tyre diameter	1100mm/43"
最大轮胎宽度	Max. Tyre width	380mm/15"
充气最大压力	Working air pressure	3.5bar
压胎气筒力(10bar时)	Beet brake cylinder force	2500kg
电源电压	Power supply	220V/380V
电机功率	Motor power	1.1kw/0.75kw
设备重量	N.W.	305kg
包装箱尺寸	Dimension	1020x760x930mm 1020x760x930mm

RH-880



380 V
12"-28"
10"-26"

- 后倾臂设计，最大程度地展开工作台上的操作空间，没有任何阻挡，避免在装夹轮胎时的意外伤害。
 - 梯形设计的操作臂支柱，更为稳固的结构。
 - 配备臂气动收紧装置、自动退球设计，保证安全可靠。
 - 底座与箱体一体化设计，强化结构优化抗变形能力。
 - 抽屉式踏板设计，方便维护保养。
 - 十爪爪合控制踏板，带有防滑功能，能够更精准地控制，避免夹伤轮胎。
 - 压胶护控制踏板，独立于其他踏板，更符合人体工程学。
- Tilting mounting arm design: maximum extension of the operating space above the table, without any resistance, to avoid accidental damage when clamping the rim.
- Trapezoidal design of the manipulator leg, the most stable structure.
- Pneumatic mounting tool locking, automatic return design keep safe distance.
- Base and box integrated design, strengthening structure, optimization of deformation resistance.
- Drawer pedal assembly design for easy maintenance.
- The opening and closing of mounting jaws control pedal, with slip-resistant function, can be more accurate control, avoid accidental damage to the rim.
- Pneumatic control pedal, independent of other pedals, more ergonomic.

细节说明 Details

RH-70B



10"-24"
220 V

- 人工测量车轮直径和距离。
 - 自动启动和停止功能。
 - 静态/动态平衡。
 - 多种组合铝合金钢测量模式。
 - 自诊断功能。
 - 自校准功能。
 - 配备手套及快速取夹手柄。
 - 车轮保护罩。
- Manual measurement for wheel diameter and distance.
- Automatic start and stop function.
- Static/dynamic balancing.
- Various combinations of aluminum alloy wheel measurement mode.
- Self-diagnostic function.
- Self-calibration function.
- Equipped with taper sleeve and quick lock handle.
- Wheel guard.


细节说明 Details



①



②



③



④

- ① 气动收紧，自动退球设计
Pneumatic clamping device, automatic return
- ② 2500kg铝合金材质大气缸
Big aluminum cylinder force 2500kg
- ③ 全铝制的油水分离器
Aluminum oil/water filter
- ④ 最大扩张扩展至26"
Maximum clamp size 26"
- ⑤ 压胶护气踏板，防滑防夹设计
Taper sleeve to foot brake safety slip device
- ⑥ 抽屉式踏板设计，方便维护保养
Added side pedal for better operation



①



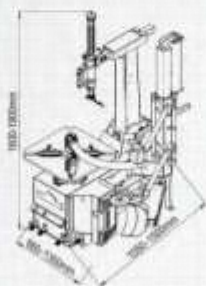
②



③

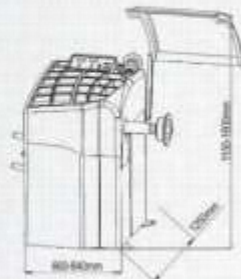
- ① 多种附件，多种干燥夹具，适合各种类型的测力
Standard accessories
- ② 五孔夹具可适配
Five-hole adapter option
- ③ 增加对用新型胎夹护
Shield, remove the original weights on the wheel

外形尺寸 Dimension



技术参数 Technical Data		
外夹范围	Rim Clamping Outer	10"-26"
内撑范围	Rim Clamping Inner	12"-28"
最大轮胎直径	Max. Tyre Diameter	1100mm/43"
最大轮胎宽度	Max. Tyre Width	415mm/16"
充气最大压力	Working Air Pressure	3.5bar
压胶护气力(10bar时)	Band Brake Cylinder Force	2500kg
电源电压	Power Supply	220V/380V
电机功率	Motor Power	1.1kw/0.75kw
设备重量	N.W.	270kg
包装箱尺寸	Dimension	1000*760*950mm

外形尺寸 Dimension



技术参数 Technical Data		
轮毂直径	Wheel diameter	10"-24"
最大轮重	Max. wheel weight	65kg
最大轮胎直径	Max. tyre diameter	1000mm/39.5"
最大轮胎宽度	Max. tyre width	1.2-28"
测量转速	Spinning speed	200rpm
平衡精度	Unbalance measure accuracy	±1
电机功率	Motor power	0.25kw
平衡周期	Balancing time	15s
包装箱尺寸	Dimensions	1000*700*1050mm
净重	N.W.	118kg
毛重	G.W.	125kg

RH-E300



- 液晶显示屏。
- 磁悬浮驱动。
- 多用户预设功能。
- 自动测量尺/自动锁定。
- SPL智能平衡点定位功能。
- HIDE平衡块分割隐藏功能。
- LOE直线光栅数字测量技术。
- QFM四倍频编码技术。
- ASB电磁自激励制动。
- 13种平衡程序，涵盖轮胎平衡的各种可能组合方式。

- LED screen display.
- Magnetic levitation drive.
- Multi-user preset function.
- Automatic measuring ruler / Automatic locking.
- SPL intelligent balancing point positioning function.
- HIDE balance fast hidden split function.
- LOE Linear grating digital measurement technology.
- QFM Quadruple frequency coding technique.
- ASB Electromagnetic self-excitation braking.
- 13 Balancing procedures covering all possible combinations of tire balance.

- 互动触摸屏图形界面。
- 磁悬浮驱动。
- 多用户预设功能。
- 自动测量尺/自动锁定。
- SPL智能平衡点定位功能。
- HIDE平衡块分割隐藏功能。
- LOE直线光栅数字测量技术。
- QFM四倍频编码技术。
- ASB电磁自激励制动。
- 13种平衡程序，涵盖轮胎平衡的各种可能组合方式。

- LCD touchscreen frame.
- Magnetic levitation drive.
- Multi-user preset function.
- Automatic measuring ruler / Automatic locking.
- SPL intelligent balancing point positioning function.
- HIDE balance fast hidden split function.
- LOE Linear grating digital measurement technology.
- QFM Quadruple frequency coding technique.
- ASB Electromagnetic self-excitation braking.
- 13 Balancing procedures covering all possible combinations of tire balance.

RH-E600



细节说明 Details



图形显示多窗口数据界面

1. 指示轮胎参数同步显示
2. 指示平衡方式显示
3. 多用户预设功能
4. 360°平衡角度位置显示
5. 指示显示金属按键板

MULTI DISPLAY WINDOWS

1. Sync the wheel data
2. 3D view the measurer module
3. Multi-user setup
4. 360° Full Angle Position
5. Metal press board



HIDE平衡块分割隐藏功能

此程序根据轴条的数量，将轴条之间的配重平衡块重新进行力学分析计算，隐藏在后轴后面，以满足高档车的美观要求。

Weights hidden splited / luxury/sport car:
Automatic calculating the weights position splited which hidden on the back of spoke. Ensure wheels nice looking

细节说明 Details



互动触摸屏图形界面

人机互动的直观操作提示，简单易懂的指示触摸屏虚拟按钮，只要点击即可操作。特别为汽车维修工人设计的触摸屏，耐油污。

LCD touchscreen frame
Sync operation instruction. Visual display touchscreen. Spackload design for workshop operator. Actual / dusty Monitor free rotation 360 degree



HIDE平衡块分割隐藏功能

此程序根据轴条的数量，将轴条之间的配重平衡块重新进行力学分析计算，隐藏在后轴后面，以满足高档车的美观要求。

Weights hidden splited / luxury/sport car:
Automatic calculating the weights position splited which hidden on the back of spoke. Ensure wheels nice looking



磁悬浮驱动，永不磨损
Magnetic driven system longtime working life



360°旋转
Freely rotation 360 degree horizontal



自动测量尺，自动锁定
Full automatic lock full automatic measure



SPL智能平衡点定位功能
SPL intelligent identify unbalance position



精确的平衡点角度测量

采用四倍频光学编码技术，将圆周角度分辨率提高到512等分圆周内平衡机64等分的8倍精度。

Magnetic mouse
Quadruple frame measure coding technology to identify the round resolution divide to 512 volumes which's eight times of others 64 volumes



磁悬浮驱动，永不磨损
Magnetic driven system longtime working life



360°旋转
Freely rotation 360 degree horizontal



自动测量尺，自动锁定
Full automatic lock full automatic measure



SPL智能平衡点定位功能
SPL intelligent identify unbalance position

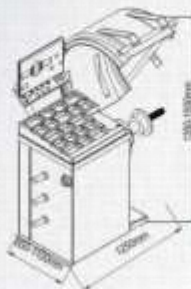


精确的平衡点角度测量

采用四倍频光学编码技术，将圆周角度分辨率提高到512等分圆周内平衡机64等分的8倍精度。

Magnetic mouse
Quadruple frame measure coding technology to identify the round resolution divide to 512 volumes which's eight times of others 64 volumes

外形尺寸 Dimension



技术参数 Technical Data


最大轮胎直径	Max. wheel diameter	30"
最大车轮直径	Max. tyre diameter	1100mm
最大车轮重量	Max. tyre weight	100KG
测量转速	Spinning speed	200rpm
平衡精度	Unbalance measure accuracy	±1
电机功率	Motor power	0.25kw

外形尺寸 Dimension



技术参数 Technical Data

最大轮胎直径	Max. wheel diameter	30"
最大车轮直径	Max. tyre diameter	1100mm
最大车轮重量	Max. tyre weight	>100KG
测量转速	Spinning speed	200rpm
平衡精度	Unbalance measure accuracy	±1
电机功率	Motor power	0.25kw



RH-1008



RH-1008A侧加长件可选
RH-1008A side extensions optional



RH-1008A



RH-1010NE



RH-1012A侧加长件可选
RH-1010NE side extensions optional



RH-1010NE

RH-1010NE侧加长件可选
RH-1010NE side extensions optional

型号	举升重量	最小高度	最大高度	台面尺寸	导轨尺寸	净重	毛重	包装尺寸	数量/0尺柜
Model	Capacity	MIN.HT	MAX.HT	Table Size (mm)	Guide Bar Size (mm)	G.W.(KG)	N.W.(KG)	Package Size	Quantity/0尺柜
RH-1008	1500LB	185mm	825mm	1995*1190	650*1190	180	230	207*126*27cm	71
						19	30	121.5*82*4.5cm	
						13	15.5	62.0*36.5*23cm	
RH-1008A	1500LB	185mm	825mm	2000*710mm	550*710mm	169	210	205.1*94.6*27.3cm	130
						13	15.5	62.5*36.5*23cm	
RH-1008A side extensions	/	/	/	2000*254mm	550*254mm	56	60	203*29*16cm	/

型号	举升重量	最小高度	最大高度	台面尺寸	导轨尺寸	净重	毛重	包装尺寸	数量/0尺柜
Model	Capacity	MIN.HT	MAX.HT	Table Size (mm)	Guide Bar Size (mm)	G.W.(KG)	N.W.(KG)	Package Size	Quantity/0尺柜
RH-1010NE	1000LB	200mm	850mm	2225*605	525*605	181.86	151.66	229*87*29.6cm	119
RH-1010NE side extensions	/	/	/	2225*300mm	295*50mm	81	86	82.5*34*23cm	/
RH-1012A	1500LB	190mm	1085mm	2050*750mm	628*500mm	325	365	231*93*39.5cm	60
						13	14	60.5*26.6*29cm	



RH-2211

可选扩展/Extensions optional

型号	举升重量	工作平台	净重	毛重	包装尺寸	数量/0尺柜
Model	Capacity	Working Length(mm)	G.W.(KG)	N.W.(KG)	Package Size	Quantity/0尺柜
RH-2211	1250LB	1829	31.8	30	111*43.5*13.5cm	470



RH-1012A

可选扩展/Extensions optional

3500 kg

380 V

220 V

RH-5000S



- 矩形管式工作平台，高强度钢板，辅助轻便灵活的支腿，使任何事故车上、下车更方便。
- 平台上更多工作孔位，夹具固定方便操作，无工作盲区，底部矫正无障碍，轻松实现了消除变形应力保护无损伤部位。
- 双拉塔可沿工作平台作360°环绕旋转。独特的滚轮转动，使拉塔的移动更平稳，更灵活，对车体的拉、压、推、顶进行全方位操作。
- 通用车体固定夹钳钳口，经过锻打，热处理工艺，强度高，使用寿命长，同时可任意调整工作高度和角度。
- 随机配置的各种夹具、辅具可满足任何变形的校正、修理，主要拉拔夹具为锻打制造。
- 液压泵根据国内维修环境量身定做，动力强劲，经久耐用。

- Rectangular tube high strength plate working platform with portable flexible legs makes all collision vehicles can be moved more conveniently.
- More holes in platform more conveniently to fix the clamps.
- Double tower can rotate 360° across the platform, the rolling of the unique roller makes the tower rotate more stably and flexibly to do all dimensional operation such as push, press and pull the vehicle body.
- Universal stationary clamp jaw which was made by forge and heating treatment. It has long service life. The working height and angle can be adjusted.
- The accessory clamps and tools can be used in all kinds of repair and alignment. The main a clamps are forged.
- The hydraulic pump customized according to the domestic garage condition which is strong and durable.

技术参数 Technical Data

工作台长度	Platform length	5600mm
工作台宽度	Platform width	2200mm
工作台高度	Platform height	580mm
拉塔最大推力	Tower pulling capacity	95KN
动力气源压力	Pneumatic pressure	0.8Mpa
塔柱工作范围	Tower working range	360°
平台最大承载	Platform lifting capacity	3500Kg
液压系统最大工作压力	Max hydraulic pressure	69Mpa

2500 kg

380 V

220 V



平台最低点115mm,方便各种车通过
Min height of bench is 115mm, easy for driving on all kinds of cars



满足变形校正的工具及配件 (以产品配置单为准)
Accessories and tools for body collision repairs per configuration

RH-300

Car Bench



高度可上下随意调节的主夹具
Adjustable heavy duty main clamps are easy to install and remove

四个可灵活改变角度的支臂
Manual two sides lock release Underlying release cable

多级举升高度机械锁齿
Five grade lifting system in each different height, fast and safe stroking and locking mechanism

- 该设备适合快修美容店针对车身钣金轻微碰撞修复以及车辆保养检测,不仅提高了工作效率,缩短了排车时间,还便于修理厂、保险公司和车主受益良多。
- 适合装备精良的车身修理厂。对于已经拥有一个或多个矫正平台的修理厂来说,将轻微受损的车辆转移到该平台上进行修复,可以不占用用于大型事故车维修的通用型矫正平台。
- 欲款框架式工作平台,平台采用冷拔合金矩管拼装,平面度高,强度高。
- 垂直升降平台,降到最低点只有115mm,任何事故车上,下车十分方便,无需地面,最大举升高度1700mm,可高板式举升机使用,举升架由电动液压泵控制,操作方便快捷。
- 多自由度的拉塔,移动方便灵活,固定牢固快捷,工作范围广,无拉伸盲区,经久耐用。
- 四轮举升装置,可在180度范围内灵活移动,配合举升垫和二次增高体的运用,适合各种车型。
- 方便快捷的主夹具,可随主夹具横梁快速上升、下降,同时配合使用二次增高体,方便快捷,适用各种车型的夹头。
- 伸缩式轴坐标测量(PTP)世界最先进的测量方式,无间断点,激光亮度,操作方便,持久耐用。

- This bench is widely used in fast repair work for light body collision repair and maintenance and diagnosis for vehicles with high working efficiency, which could benefit the workshop, insurance company and vehicle owners.
- This bench is suitable for workshop equipped with precision equipments. It's easy to repair light collision vehicles with this bench instead of comprehensive machines.
- Welding cold high alloy rectangular tubes, flat plate and high intensity.
- Vertical lifting mechanism height is 115mm, convenient for driving car on and off. Max height is 1700mm, can be used as a scissor lifting frame is controlled by electronic hydraulic pump with convenient operation.
- Flexible moving tower, quick lifting and wide working area, durable pulling power.
- Four adjustable lifting arms, range at 180 when the bench is used as scissor lift, which is designed to fit nearly all kinds of vehicles.
- Adjustable heavy duty main clamps are easy to be installed and removed. The height of crossbeams equipped with clamps can be adjustable by lifting up and down to fit the vehicle.
- Retractable wheelbase coordinates measuring (PTP) the most advanced measuring system, no interrupted point, operated conveniently, laser carved scale, durable.

技术参数 Technical Data

工作台长度	Frame length	3320MM
工作台宽度	Frame width	880MM
工作台高度	Frame height	115-1700MM
拉塔最大推力	Max. push power for pulling tower	60KN
额定电压	Rated voltage	220/380V
塔柱工作范围	Working range of pulling tower	360°
最大承载	Max. load bearing	2500KG

Алматы (7273)495-231
Ангарск (3955)60-70-56
Архангельск (8182)63-90-72
Астрахань (8512)99-46-04
Барнаул (3852)73-04-60
Белгород (4722)40-23-64
Благовещенск (4162)22-76-07
Брянск (4832)59-03-52
Владивосток (423)249-28-31
Владикавказ (8672)28-90-48
Владимир (4922)49-43-18
Волгоград (844)278-03-48
Вологда (8172)26-41-59
Воронеж (473)204-51-73
Екатеринбург (343)384-55-89

Иваново (4932)77-34-06
Ижевск (3412)26-03-58
Иркутск (395)279-98-46
Казань (843)206-01-48
Калининград (4012)72-03-81
Калуга (4842)92-23-67
Кемерово (3842)65-04-62
Киров (8332)68-02-04
Коломна (4966)23-41-49
Кострома (4942)77-07-48
Краснодар (861)203-40-90
Красноярск (391)204-63-61
Курск (4712)77-13-04
Курган (3522)50-90-47
Липецк (4742)52-20-81

Магнитогорск (3519)55-03-13
Москва (495)268-04-70
Мурманск (8152)59-64-93
Набережные Челны (8552)20-53-41
Нижний Новгород (831)429-08-12
Новокузнецк (3843)20-46-81
Новосибирск (3496)41-32-12
Новосибирск (383)227-86-73
Омск (3812)21-46-40
Орел (4862)44-53-42
Оренбург (3532)37-68-04
Пенза (8412)22-31-16
Петрозаводск (8142)55-98-37
Псков (8112)59-10-37
Пермь (342)205-81-47

Ростов-на-Дону (863)308-18-15
Рязань (4912)46-61-64
Самара (846)206-03-16
Санкт-Петербург (812)309-46-40
Саратов (845)249-38-78
Севастополь (8692)22-31-93
Саранск (8342)22-96-24
Симферополь (3652)67-13-56
Смоленск (4812)29-41-54
Сочи (862)225-72-31
Ставрополь (8652)20-65-13
Сургут (3462)77-98-35
Сыктывкар (8212)25-95-17
Тамбов (4752)50-40-97
Тверь (4822)63-31-35

Тольятти (8482)63-91-07
Томск (3822)98-41-53
Тула (4872)33-79-87
Тюмень (3452)66-21-18
Ульяновск (8422)24-23-59
Улан-Удэ (3012)59-97-51
Уфа (347)229-48-12
Хабаровск (4212)92-98-04
Чебоксары (8352)28-53-07
Челябинск (351)202-03-61
Череповец (8202)49-02-64
Чита (3022)38-34-83
Якутск (4112)23-90-97
Ярославль (4852)69-52-93

Россия +7(495)268-04-70

Казахстан +7(7172)727-132

Киргизия +996(312)96-26-47

https://safe.nt-rt.ru/ || sef@nt-rt.ru